

LED LINEAR HIGHBAY



MODEL: LHBSL160W5KF120347V

SKU: 900075U

LED LINEAR HIGH BAY

ELAKEVIEW ENTERPRISE LTD.

PRODUCT DESCRIPTION

The Elakeview LED Linear Highbay provides high lumen efficacy and energy savings to projects in high ceiling applications. This highbay is an excellent energy efficient replacement for HID or fluorescent fixture.



HIGHLIGHTS

- DLC Premium Listed
- Efficacy-140LM/W
- Mounting V-Hooks/Chain provided.
- Receptacle for Microwave Dimming Sensor (Sensor Sold Separately)
- Optional pendant mount
- Wire guard available
- Damp location rated
- Optional clear or frosted lens
- CRI > 80
- AC120-347V Dimming Driver with 4KV surge protection
- 5 Year warranty. Extended Warranty Available
- L70 - 50,000 hours



APPLICATIONS

Designed for manufacturing, industrial, shops, corridor, garage, gymnasium, office, retail and warehouse applications.

ORDERING INFORMATION

| ORDER SKU | DLC MODEL # | DLC PRODUCT ID | INPUT VOLTAGE | POWER (W) | EFFICACY (LMW) | DELIVERED LUMENS | CCT(K) | FINISH | SIZE |
|-----------|---------------------|----------------|---------------|-----------|----------------|------------------|--------|--------|------|
| 900071U | AALHBP85W5KF120347V | PL3T6SMUKUTR | AC120-347V | 85W | 136LMW | 11560LM | 5000K | White | 2FT |
| 900073U | LHBSL110W5KF120347V | S-9I583W | AC120-347V | 110W | 140LMW | 15659LM | 5000K | White | 2FT |
| 900074U | LHBSL110W4KF120347V | S-04U8VX | AC120-347V | 110W | 135LMW | 15209LM | 4000K | White | 2FT |
| 900075U | LHBSL160W5KF120347V | S-EU96P0 | AC120-347V | 160W | 141LMW | 22474LM | 5000K | White | 2FT |
| 900076U | LHBSL160W4KF120347V | S-C9Z7E2 | AC120-347V | 160W | 137LMW | 21999LM | 4000K | White | 2FT |
| 900077U | LHBSL220W5KF120347V | S-IP8FQB | AC120-347V | 215W | 140LMW | 30172LM | 5000K | White | 4FT |
| 900079U | LHBSL320W5KF120347V | S-OPXNMR | AC120-347V | 316W | 141LMW | 44645LM | 5000K | White | 4FT |

REV 1

PRODUCT FEATURE

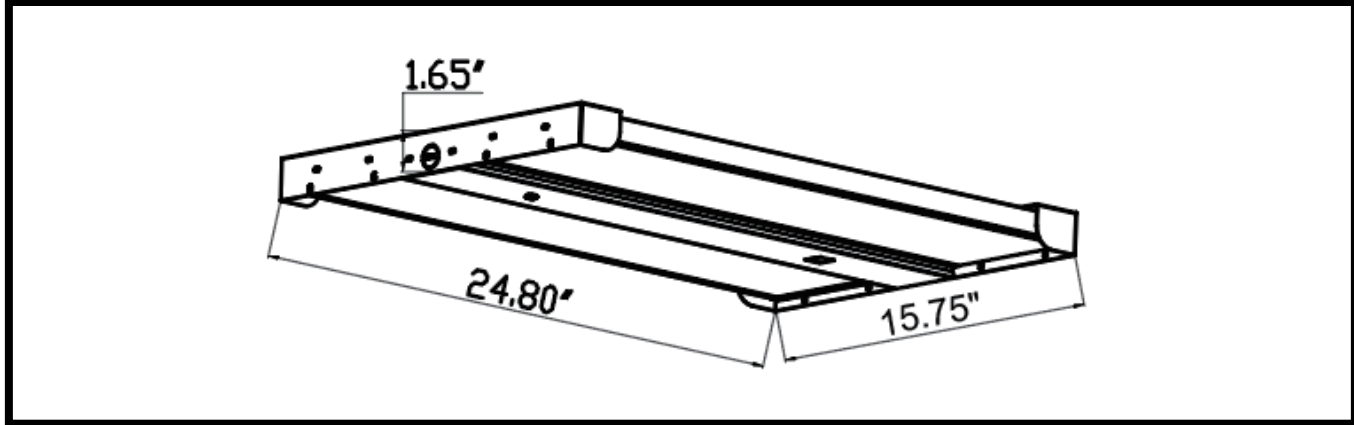
- LED Saves 70-80% of energy over HID and 50-60% over T8/T5HO.
- Die formed of 24 gauge cold-rolled steel body.
- All steel surface are painted after fabrication with high gloss baked white matte powder painted.
- 2x Mounting hooks & 2x 40' Chains included
- Damp location rated.
- CRI > 80
- Tool-Less Hinged bottom LED Driver access doors.
- High transmission opaque acrylic lens.
- High LMW (Lumen per watt) LM80 Approved Seoul LED's
- Receptacle for Microwave Dimming Sensor (Sensor Sold Separately)
- cETLus, RoHS Compliant, Design Lights Consortium (DLC) Qualified Products List

• 5 years warranty, 100,000hrs Lifespan, Extended warranty terms available

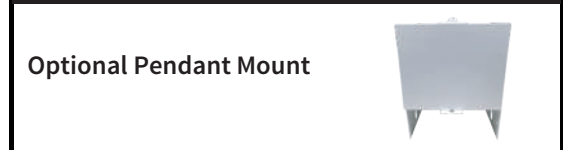

PRODUCT SPECIFICATIONS

| LED TYPE | WATTS | SYSTEM EFFICACY | LUMENS | COLOR TEMP | BEAM ANGLE | CRI | VOLTAGE | POWER FREQ | POWER EFFICIENCY | POWER FACTOR | THD |
|----------|-------|-----------------|---------|------------|------------|-----|----------|------------|------------------|--------------|-------|
| SEOUL | 160W | 141LMW | 22474LM | 5000K | 120° | >80 | 120-347V | 50/60HZ | 86%-87% | > .90 | < 10% |

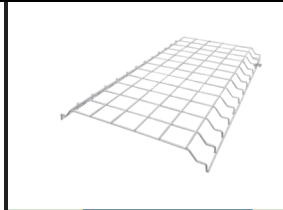
DIMENSIONS



MOUNTING OPTIONS



OPTIONAL ACCESSORIES



| WIREGUARD | |
|-----------|----------|
| SKU | LHWG110W |



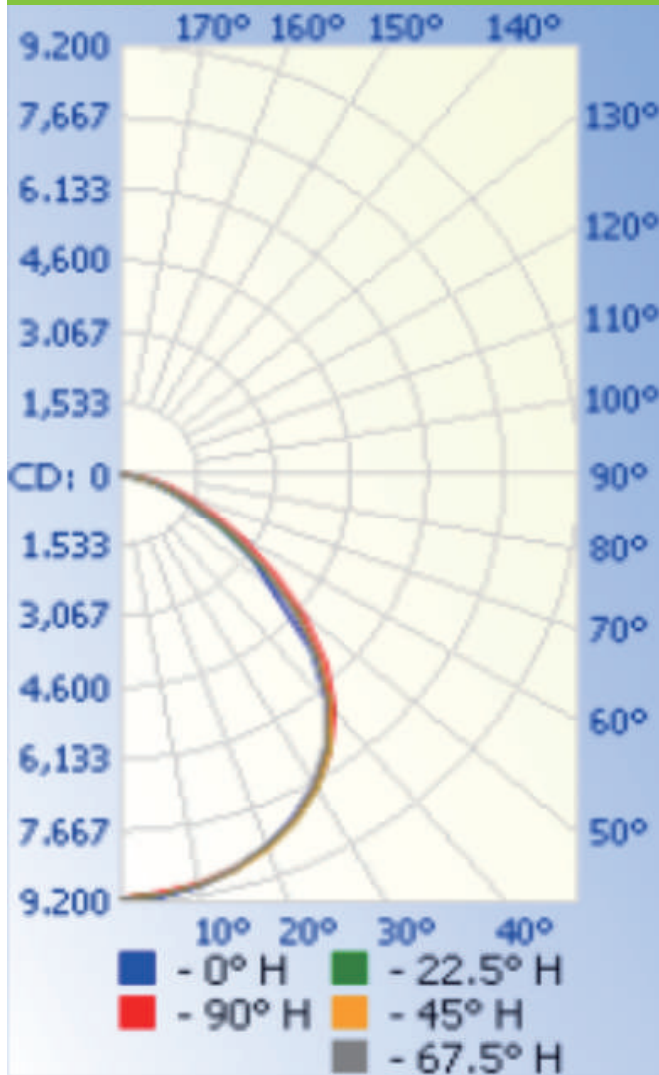
| Microwave Dimming Sensor | |
|--------------------------|-----------|
| SKU | HD06VCHR3 |



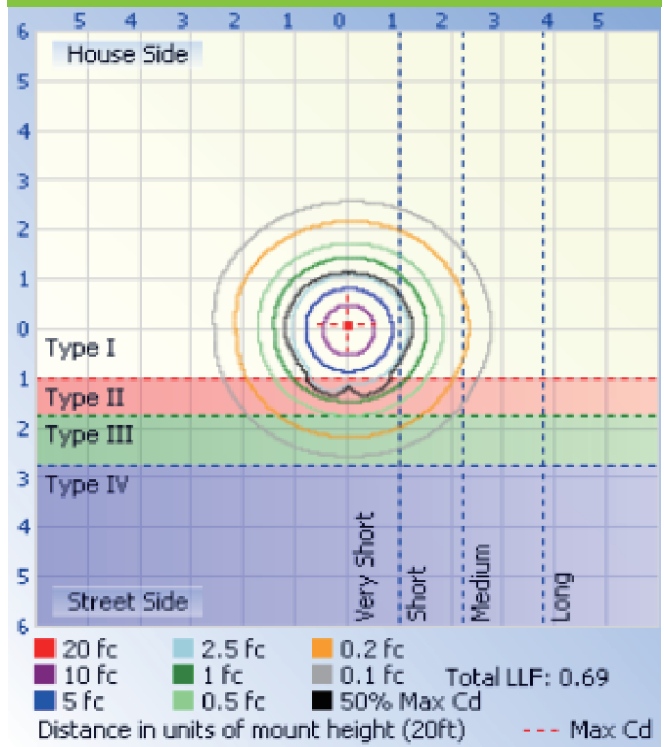
LED LINEAR HIGH BAY

ELAKEVIEW ENTERPRISE LTD.

POLAR CANDELA DISTRIBUTION



ISOFOOTCANDLE PLOT

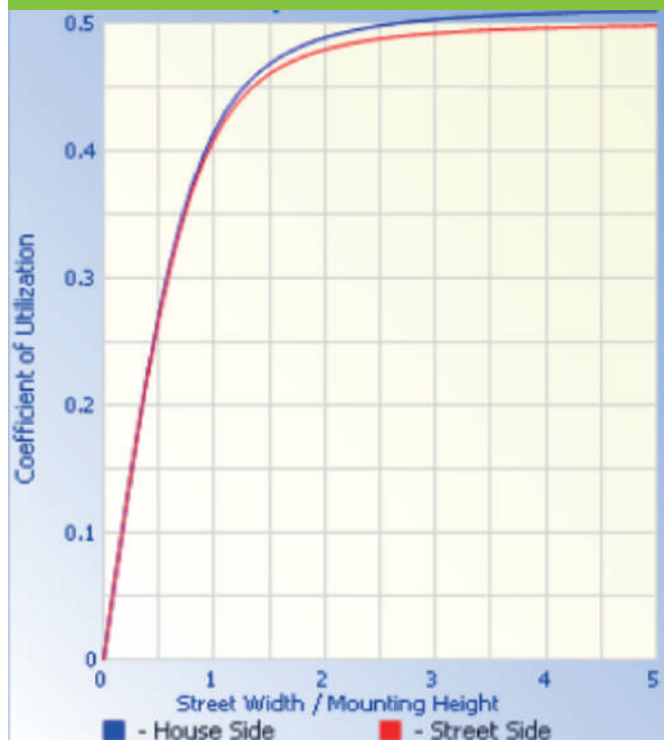


ILLUMINANCE AT A DISTANCE

| Illuminance at a Distance | | | |
|---------------------------|----------------|------------|----------|
| | Center Beam fc | Beam Width | |
| 17.0ft | 31.7 fc | 38.6 ft | 39.4 ft |
| 34.0ft | 7.9 fc | 77.1 ft | 78.8 ft |
| 51.0ft | 3.5 fc | 115.7 ft | 118.1 ft |
| 68.0ft | 2.0 fc | 154.2 ft | 157.5 ft |
| 85.0ft | 1.3 fc | 192.8 ft | 196.9 ft |
| 102.0ft | 0.9 fc | 231.4 ft | 236.3 ft |

■ Vert. Spread: 97.2°
■ Horiz. Spread: 98.4°

ROADWAY UTILIZATION CURVE



REV 1